

eTOLD Aircraft Performance

Maximize Aircraft Performance on a Mobile Device

With mobile devices becoming standard equipment in most cockpits, the Teledyne eTOLD software gives flight crews the ability to calculate Real-Time Aircraft Performance quickly and accurately on a mobile device, in the air or on the ground. Offering modules for Takeoff, Landing, Weight & Balance, and Cruise performance, eTOLD is available on all major mobile platforms including iOS, Android, and Windows.



Performance Data - When and Where you Need it

Whether forecasting takeoff weight capability on the ground for a future mission, taking a quick look at fuel burn options while at 32,000 feet, or computing quick takeoff numbers before an expedited departure in changing conditions, Teledyne's eTOLD is right with you on your mobile device.

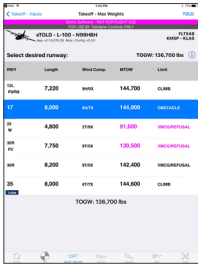
Why use Teledyne's eTOLD?

Teledyne's eTOLD software provides a trusted, powerful and user-friendly environment to replace time consuming paper-based manual methods, improve flight data accuracy and flight crew productivity, all while extracting maximum performance and efficiency from each flight segment.

Available Aircraft Types

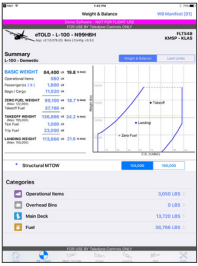
Teledyne's eTOLD is currently available for various Boeing, Lockheed, Gulfstream, and Dornier aircraft types. Any aircraft type with a Flight/Performance Manual can be added by Teledyne's Engineering staff to the eTOLD software with a 2-3 month lead time.

eTOLD Performance Modules



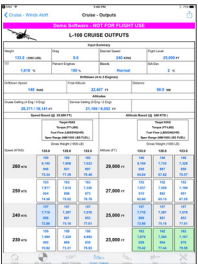
Takeoff / Landing

The foundation of Teledyne's eTOLD Performance Software, these modules provide the most benefits for real-time performance. For Takeoff, a matrix of maximum weight is calculated and displayed for each available runway end, providing the crew with unprecedented situational awareness. After selection of the desired runway, takeoff data is presented in a custom format to best support your operations.



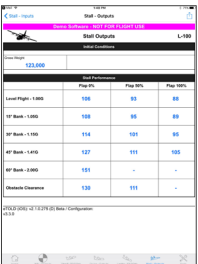
Weight and Balance

Tightly integrated with the Takeoff Module, the optional Weight and Balance module provides a real-time solution to Weight and Balance computations to provide the most loading flexibility. From entry of fuel, payload, crew, and operational items, to calculation and output presentation on a Form F or custom manifest, eTOLD simplifies and optimizes the Weight and Balance calculations.



Cruise

The Cruise module is intended for use inflight to provide the flight crew with data regarding their current cruise conditions, as well as for adjacent altitudes and speeds. Speed and altitude based matrices of data points are presented to support situational awareness and the ability to make tactical decisions for improved fuel burn.



Mini-Modules

Depending on the aircraft type and operation, the eTOLD software can support the addition of auxiliary performance modules such as All-Engine Climb-out, Holdover-Times, Brake Cooling, Stall, etc.. Like other modules, outputs are returned to the user via an intuitive custom display of information.

Key Features:

- Delivered with an FAA-Approved Substantiation Report for each aircraft type
- Create airfields on the fly or retrieve airfield data from a pre-loaded database (supports all major airport database vendors)
- Wirelessly update application data files leveraging the email system on the mobile device (specific servers and IT support not necessary)
- Share a common app across fleet types (data files customize eTOLD for each aircraft type)
- Enhanced situational awareness through eTOLD Performance Matrix Display

Key Benefits:

- Quickly and accurately compute performance data in high stress environments
- Reduce engine maintenance costs through Real-Time Take-Off Calculations
- Maximize payload with real-time performance calculations
- Minimize training costs
- Flexibility to add more tools/functions for future growth path